


Welcome Back!

Briefing Slides for Release of 2025 O-Level Results



Dear students,


You have worked hard to reach this stage. Let's celebrate your efforts!



*Finally, we are going
to get our results!*



Remember that while **everyone's**
educational journey is different,
we can each have a fulfilling outcome!



Resources to support you as you receive your results

Receiving your results and making decisions about your post-secondary pathways can be exciting to some, but stressful to others.

Scan this QR code for an infographic with some helpful resources to support you.



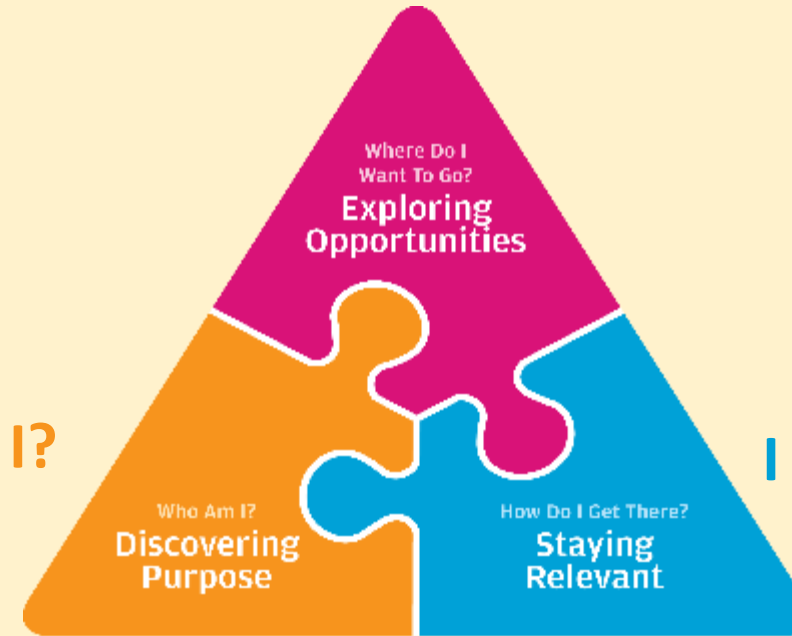
<https://go.gov.sg/2025nlevelstudentresource>



Thinking about Your Next Step?

Consider these questions...

Who am I?



How Do I Get There?

In the infographic, you can find resources which can help you make informed decisions.

PLANNING YOUR NEXT STEP

These resources will help you chart your path ahead:



• What's Next Brochure

<https://go.gov.sg/whats-next-nlevel>



• Contact the ECG Centre @ MOE

<https://go.gov.sg/moe-ecg-centre>



• MySkillsFuture Student Portal

<https://go.gov.sg/MySFSec>



• Chat with your school's ECG Counsellor

Resources to help you make informed decisions

You can find the details of the various admissions exercises in the **Post-Secondary Admissions Exercises booklet** that can be downloaded from:

<https://www.moe.gov.sg/post-secondary/admissions>

- Joint Admissions Exercise (JAE)
- Joint Intake Exercise (JIE)



Resources to help you make informed decisions

Post-Secondary Education

Learn more about the
post-secondary education institutions



<https://moe.gov.sg/post-secondary/overview>

Concerned about your next steps?

Stop

- Calm yourself down. Take a few deep breaths.

Think

- Think through the different options that are available for you.
- Remember that the N-Level is not the end point and is only one part of your life journey.

Do


- Have conversations with trusted adults who know you well to advise and guide you (parents, teachers, ECG Counsellor).
- Decide and act based on your options.

When you receive your results, you may experience a range of emotions.

Managing these emotions well will allow you to stay calm and make rational decisions.

Reaching out for support is a sign of strength

If you have questions about your options or are not coping well, you can reach out to trusted adults such as a parent/guardian, teacher, School Counsellor or ECG Counsellor. You can also talk to a trusted friend.



*Who can we
go to for ECG
advice?*

Make an appointment to speak with
your ECG Counsellor in school

OR

Make an ECG counselling
appointment via the
ECG Centre @ MOE

<https://go.gov.sg/moe-ecg-centre>





Booking of Appointment with ECGC (BVSS)

For O-level Results Release



Ms Evelyn See
ECG Counsellor

1. Slots will be available for **15, 16 and 19 Jan**
2. All sessions will be **online via Google Meet**.
3. You will receive a **confirmation email** on successful booking, along with the Google Meet details.

If there are **no more available slots**, you may **make an appointment with the MOE ECG Centre** through **go.gov.sg/moe-ecg-centre**



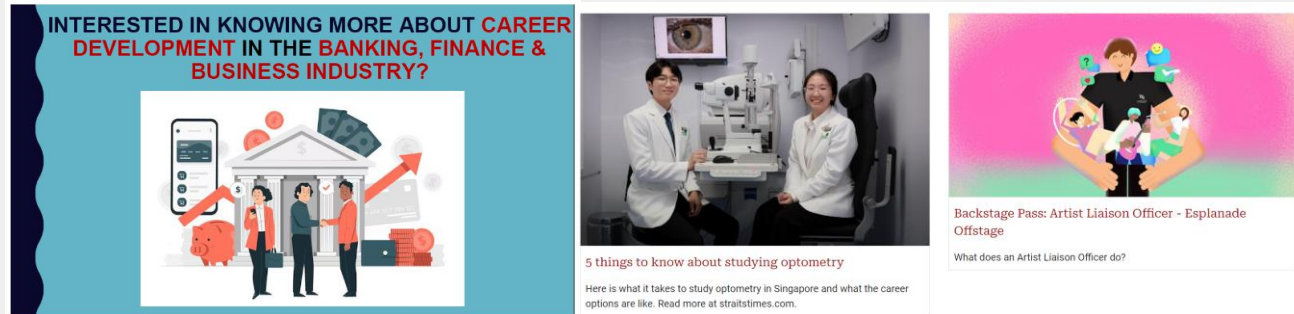
Online booking (via QR code)
(<https://go.gov.sg/ecgbvss-appt>)

One-stop ECG InfoSite

Discover your Purpose | Explore Opportunities | Stay Relevant

Education and Career Guidance (ECG)

An ECG Microsite for students, teachers and parents!



Exciting ECG-related news articles, videos, websites and latest events e.g. career talks/seminars!



<https://go.gov.sg/bvssecgsite>



Useful Links

Joint Admissions Exercise (JAE):

- ❑ <https://www.moe.gov.sg/post-secondary/admissions/jae/>
- ❑ <https://www.moe.gov.sg/post-secondary/admissions/jae/junior-colleges-and-millennia-institute>
- ❑ <https://www.moe.gov.sg/post-secondary/admissions/jae/polytechnics>
- ❑ <https://www.moe.gov.sg/post-secondary/admissions/jae/institute-of-technical-education>
- ❑ <https://go.gov.sg/2026-jaecourses>
- ❑ <https://www.moe.gov.sg/-/media/files/post-secondary/2026-jae/jae-sample-form-a.pdf>
- ❑ <https://www.moe.gov.sg/-/media/files/post-secondary/2026-jae/2026-jae-worksheet.pdf>
- ❑ <https://www.moe.gov.sg/post-secondary/admissions/jae/how-to-apply>
- ❑ <https://www.moe.gov.sg/post-secondary/admissions/jae/explore-pathways-and-understand-the-posting-process/how-posting-works>
- ❑ <https://www.moe.gov.sg/post-secondary/admissions/jae/release-of-posting-results/submit-an-appeal>
- ❑ <https://www.moe.gov.sg/faq/?categoryid=C3F7A5574E294E429E83FCF4E98CC005>

Useful Links

Joint Intake Exercise 'O' (JIE 'O'):

For reference based on 2025 (applicable till the next update from ITE)

- ❑ <https://www.moe.gov.sg/post-secondary/admissions/jie>
- ❑ <https://www.ite.edu.sg/secondary-school-students/admissions/entry-qualifications/gce-o-level/for-gce-o-students-jie-o/>
- ❑ <https://isomer-user-content.by.gov.sg/145/470341d6-0c6a-430e-8bd8-54cf828ce18c/jieo-2025-intake-entry-requirements.pdf>
- ❑ <https://isomer-user-content.by.gov.sg/145/c1ec6624-6410-473d-8421-a8a60039da45/jieo-2025-intake-how-to-apply.pdf>
- ❑ <https://isomer-user-content.by.gov.sg/145/99448357-0fe3-47b3-92fc-9a143e6a0d9e/jieo-2025-intake-how-to-appeal.pdf>
- ❑ <https://www.ite.edu.sg/prospectus>
- ❑ <https://www.ite.edu.sg/secondary-school-students/admissions/academic-progression/academic-progression-from-full-time-higher-nitec/>
- ❑ <https://www.ite.edu.sg/faq/>

Useful Links

Arts Institutions:

- ❑ <https://www.lasalle.edu.sg/admissions/diploma-admissions/apply>
- ❑ <https://www.nafa.edu.sg/apply-now>

Post-Secondary Admissions Exercises:

- ❑ <https://www.moe.gov.sg/-/media/files/post-secondary/a-guide-to-post-secondary-admissions-exercises.pdf>
- ❑ <https://go.gov.sg/whats-next-olevel>

SchoolFinder and CourseFinder:

- ❑ <https://www.moe.gov.sg/schoolfinder>
- ❑ <https://www.moe.gov.sg/coursefinder>

Private Education Institutions:

- ❑ <https://www.ssg.gov.sg/resources/pei/other-pei-resources/3rs-for-you-to-think-about/>

Other Links:

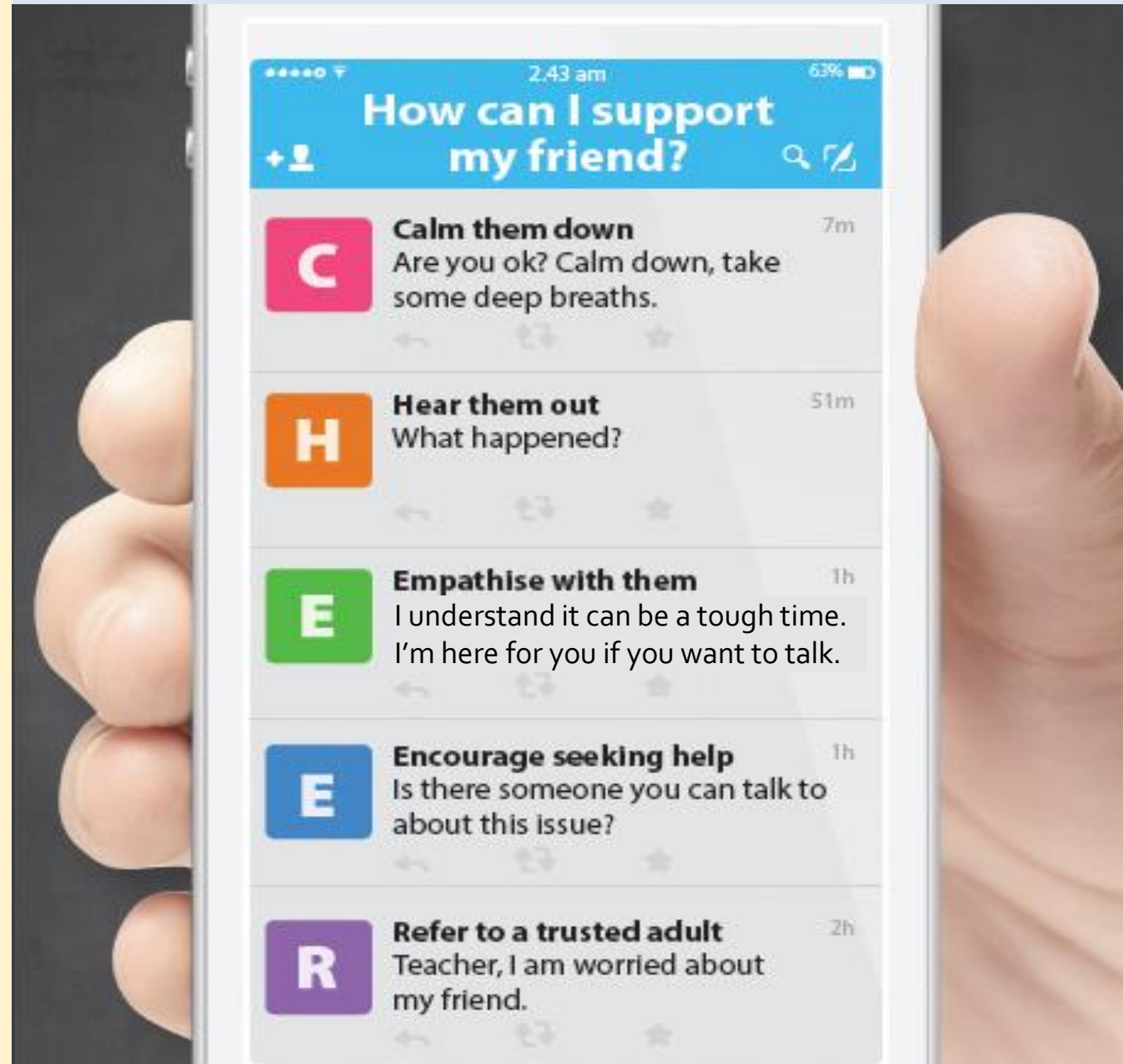
- ❑ <https://www.moe.gov.sg/financial-matters/>

Supporting Your Friend

- We may each experience different emotions upon receiving the results.
- You can share your friends' joy by congratulating them.
- If your friends appear to be disappointed with their results, encourage them.
- Alert a teacher if you are worried for them.



Keep a lookout for your friends in distress. You can support them in the following ways:



Having difficult emotions during a stressful and uncertain period is normal. Keep a look out for some of these signs:

**D
I
S
T
R
E
S
S**

Deliberately avoiding others

Increased irritability, restlessness, agitation, stress and anxiety

Sending or posting moody messages on social media

Talking about death or dying

Reacting differently or gradually losing interest in things they used to like

Eating more than usual or having a much reduced appetite

Sleep pattern changes with difficulty falling asleep or oversleeping

Slowing down of energy levels

How can we support one another?



If you notice any of these signs in yourself or your friends, **have a chat with your School Counsellor or teacher,**

Or contact SOS 24-hour hotline at **1767** or SOS 24-hour CareText Whatsapp at **91511767**
For cyber wellness related matters, call Help123 at **1800-612-3123*** or email **hello@help123.sg**

*available only from Mon to Fri (excluding Public Holidays), from 9am - 6pm.



© 2023 Guidance Branch, Student Development Curriculum Division (SDCD), Ministry of Education, Singapore. No part of this final product may be reproduced or transmitted in any form or by any means, electronic or mechanical, including photocopying, recording or any other information storage and retrieval system, without written permission from SDCCD, MOE.

Support is readily available for you.

There are other hotlines and chats available if you are more comfortable seeking help using these platforms.

SOS provides round-the-clock emotional support for those in distress, thinking of suicide or affected by suicide.

Call: **1767**
(24-hour helpline)

WhatsApp: **9151 1767**
(24-hour Care Text)

Carey is an online platform by Care Corner that provides free mental health check-ins with mental health professionals. Find out more at: <https://carey.carecorner.org.sg/>

Community Health Assessment Team (CHAT) provides personalised and confidential mental health checks and consultation for youths. To speak with a youth support worker, you can:

Visit: **CHAT Hub at *Scape, 2 Orchard Link, #04-01A**
Call: **6493 6500 / 6501**
Email: chat@mentalhealth.sg

eC2 is an e-Counselling Centre where you can talk to a trained counsellor about the issues you are facing, right where you are.

Chat with a counsellor at: www.ec2.sg
Monday – Friday (Excluding Public Holidays): 10am – 12pm & 2pm – 5pm

Mindline is Singapore's national mental health helpline and textline service. The service is manned by trained counsellors who are ready to listen and support you.

Call: **1771**
(24-hour helpline)
WhatsApp: **6669 1771**
(24-Hour messaging service via WhatsApp)

TOUCHline is a helpline to provide youths with emotional support and practical advice.

Call: **1800 377 2252**
Monday- Friday (Excluding Public Holidays): 9am – 6pm





**The O-Level examination is
one milestone in your
education journey, and
there are many more
exciting pathways ahead.**

**Your future holds many
opportunities waiting to be
discovered!**

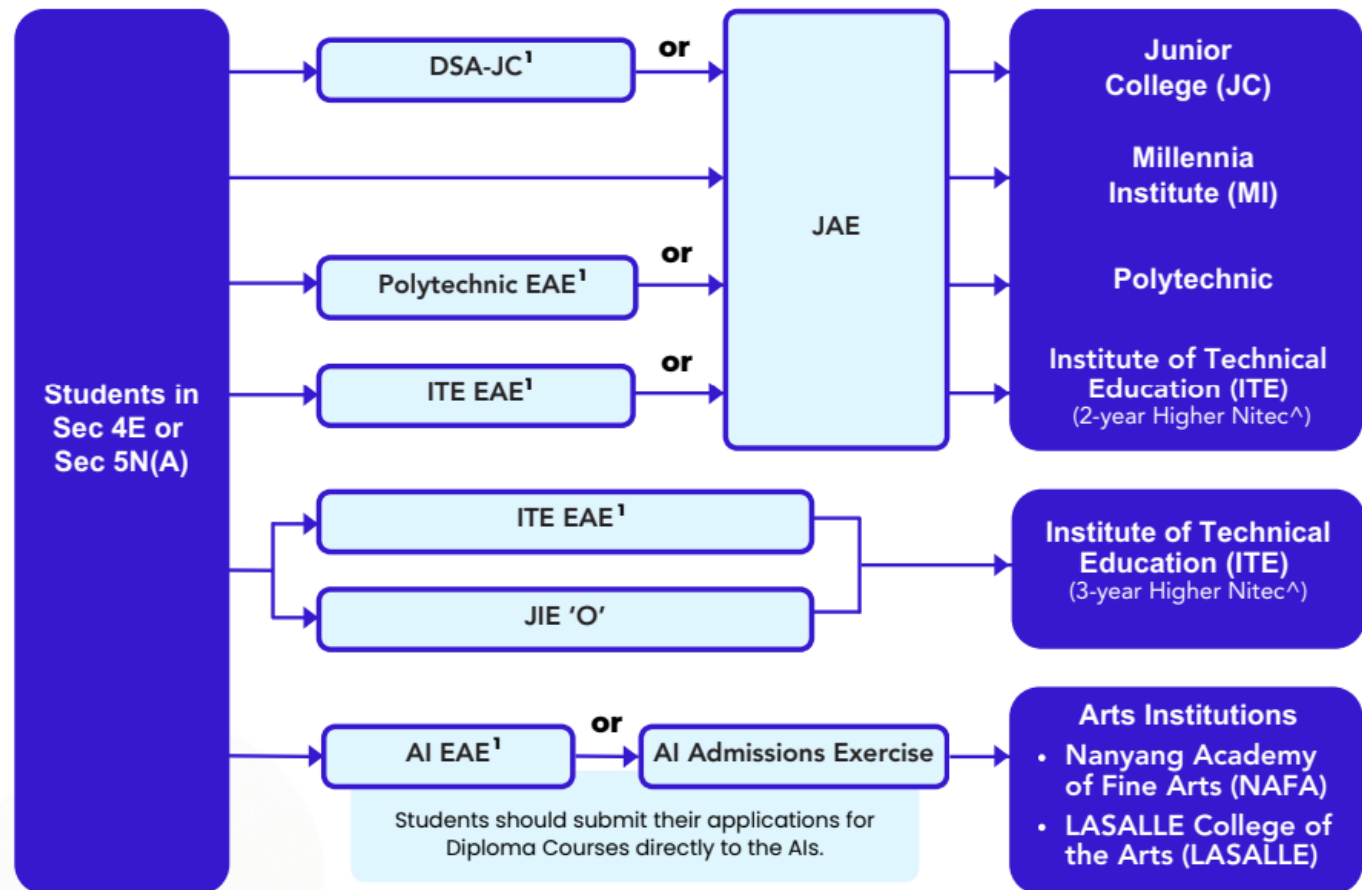
Admissions Exercises

Things to note



Post-Secondary Admissions Exercises for Students in Sec 4 Express or Sec 5 Normal (Academic)

Admissions exercises to take part in



Source: [Post-Secondary Admissions Exercises booklet](#)

¹Students apply through these admissions exercises before their examinations.

Details of Admissions Exercises

Arts Institutions – NAFA/LASALLE

GCE O-Level holders with the aptitude and interest to pursue the creative arts at the tertiary level may apply for diploma programmes at the Arts Institutions (AIs). Each AI runs its own admissions exercise, and interested students should apply directly to the institution.

The AIs also run their own Early Admissions Exercise, an aptitude-based admissions exercise open to graduating O-Level students, final-year Nitec and Higher Nitec students from ITE and graduating Integrated Programme (IP) / International Baccalaureate (IB) Year 4 students. This exercise allows students to apply for and receive conditional offers for admission to NAFA and LASALLE prior to receiving their final grades.

NAFA: go.gov.sg/applynafafa

LASALLE: go.gov.sg/applylasalle

JAE – Joint Admissions Exercise

JAE enables GCE O-Level holders to apply for courses offered by JCs, MI, polytechnics and ITE (2-year Higher Nitec courses).

JAE: go.gov.sg/applyjae

JIE 'O' – Joint Intake Exercise 'O'

The JIE 'O' enables GCE O-Level holders to apply for the 3-year Higher Nitec courses conducted by ITE.

JIE 'O': go.gov.sg/applyjiego

Additional resources to help you make informed decisions



About Discover On My Way:

Discover your **education and career interests** and **chart your personal and professional future** with Discover On My Way! **Explore** different careers, **connect** with industry professionals and peers, and **get firsthand exposure** at various job roles. *Let's get you on your way to Discover-ing!*

What to study?
What career to pursue?

Still figuring out your future?

Join programmes organised by NYC and our partners to meet professionals from various industries & youth on the same journey as you.



Learning Journey to
*SCAPE & ChaPanda



SEAcret Gatherings



Industry Connects With Grab SG



<https://discover.nyc.gov.sg/omw>

For Students Considering Private Education



The 3Rs when deciding on Private Education

Reasons

- Why are you furthering your studies?
- What are the job prospects for your preferred course?

Readiness

- How ready are you to further your studies?
- Can you cope with the academic rigour and assignment deadlines?
- Can you fund your studies?

Risks

- Do you know the possible drawbacks?
 - Your expected returns may not exceed the investments you put into your private education.
 - Private schools may make exaggerated claims.
 - Private schools may close due to various reasons.
 - You may not get a full refund if you withdraw from your course.



8 Things You Should Know Before You Enroll in A Private School



School Registration

Ensure the school is registered with SkillsFuture Singapore (SSG). Review the school's registration period, expiry date and its overall registration track record.



Partner Institution

Research on the partner institution conferring the diploma or degree, and whether the qualification is recognised by the industry.

EduTrust Certification Scheme

Is the school EduTrust-certified*? Under the scheme, private schools are assessed for their performance in areas such as school management and provision of student support services.

**Schools are required to obtain EduTrust certification in order to offer external degree programmes*



School Premises

Head down to the campus ground to check the facilities and support services. Observe the study environment too.



Fee Protection

Ask if there is any course fee protection so that you will be able to recover unconsumed course fees should the school close down.



Beyond Course fees

Find out about the course syllabus and materials, graduation rates and employment prospects. Approach the alumni to find out what they think of the school.

Teachers

Check if the teachers are qualified to teach the course.



Internship

If industry attachment is included, find out which organisation you will be attached to, the period of attachment and the alternative arrangement should the attachment become unavailable. Verify the information with the organisation as well.



Summary of Key Information



Computing Aggregate Scores

Grade conversion for N(A) students who sat for GCE O-Level examinations.

O-Level Grade	N-Level Grade
A1, A2, B3	1
B4, C5, C6	2
D7	3
E8	4

Note: O-Level grade 9 does not count towards either the ELMAB3 aggregate score computation or in determining if minimum entry requirements for the PFP course have been met.

Instructions to Students

IMPORTANT

ALL students are to acknowledge the collection of the following items on the name list:

- GCE O-Level Result Slip
- GCE O-Level Certificate
- Form A (receive via email or download from JAE-IS)

Check that your mobile number is correct.

Important Deadlines

Application	Deadline
<p>JAE to: Junior Colleges (JCs), Millennia Institute (MI), Polytechnics, and Institute of Technical Education (ITE)</p>	<ul style="list-style-type: none">• Online submission <u>www.moe.gov.sg/jae</u> 14 Jan 2026, 4.00 pm to 19 Jan 2026, 4.30 pm <p>You will need:</p> <ul style="list-style-type: none">➤ Singpass➤ Form A (lists your gross aggregate scores for JC, MI, polytechnic, ITE aggregate types and courses which you are eligible to apply for under the JAE)➤ JAE worksheet (template to prepare information for application) <u>http://www.moe.gov.sg/jaeworksheet</u>➤ Details of the offerings by JCs and MI <u>www.moe.gov.sg/schoolfinder</u>

Important Deadlines

Application	Deadline
JAE to: Junior Colleges (JCs), Millennia Institute (MI), Polytechnics, and Institute of Technical Education (ITE)	<ul style="list-style-type: none">Release of posting results (via SMS and JAE-IS) 3 Feb 2026
	<ul style="list-style-type: none">Acceptance of offer for <u>Junior College</u> or <u>Millennia Institute</u><ul style="list-style-type: none">You must report to the JC/MI on 4 February 2026, in your school uniform and bring your original identification documentIf you are unable to report due to valid reasons, you must contact your posted school directly to confirm that you are taking up the place.Acceptance of offer for <u>Polytechnic</u><ul style="list-style-type: none">You will receive your enrolment email by end-February 2026.Acceptance of offer for <u>ITE</u><ul style="list-style-type: none">You will receive an email with enrolment instructions on 3 February 2026.

Important Deadlines

Application	Deadline
DSA-JC Poly EAE ITE EAE	<ul style="list-style-type: none">Students who have accepted offers will be informed of the outcome via their registered email addresses from 2.45pm on 14 January 2026.Students who had earlier accepted conditional offers and have met eligibility criteria for admission based on GCE O-Level Exam results<ul style="list-style-type: none">You are not eligible for JAE applicationYou are to report to your chosen JC/Polytechnic/ITE and chosen courseStudents who did not meet the eligibility criteria for admission are eligible for JAE application

Important Deadlines

Application	Deadline
PFP (Secondary 4N(A) students)	<ul style="list-style-type: none">Online submission (via PFP Website) using SingPass https://pfp.polytechnic.edu.sg/PFP/index.html <p>14 Jan 2026, 1.30 pm to 19 Jan 2026, 4.30 pm</p>
	<ul style="list-style-type: none">You must withdraw from your DPP before taking up the PFP offer. Check with your ITE class advisor for more details on the DPP withdrawal process.
	<ul style="list-style-type: none">Release of posting results (via PFP Website)Acceptance/ Rejection of offer (via PFP Website) <p>26 Jan 2026, 1.30 pm to 29 Jan 2026, 4.30 pm</p>
	<ul style="list-style-type: none">If your result is successful and you have accepted the posting, you will be withdrawn from Secondary 5. Last day of school in BV: <p>30 Jan 2026</p>

Important Deadlines

Application	Deadline
DPP (Secondary 4N(A) students)	<ul style="list-style-type: none">Online submission http://www.ite.edu.sg/apply-for-ite-courses 14 Jan 2026, 12.00am to 19 Jan 2026, 11.59pm
	<ul style="list-style-type: none">Release of posting results (DPP application portal) 21 Jan 2026, 9.00 am
	<ul style="list-style-type: none">Acceptance/ Rejection of offer (DPP application portal) 26 Jan 2026, 11.59 pm
	<ul style="list-style-type: none">Report to ITE 26 January 2026



Ministry of Education
SINGAPORE